

# **EK** MOTORCYCLE CHAIN

STREET / OFF-ROAD / MOTOCROSS / ATV / ROAD RACING / DRAG RACING





## ABOUT EK CHAIN

Founded in 1941 as a general roller-chain manufacturer, Enuma Chain is headquartered in Kaga, Japan, an industrial area near Komatsu on Japan's west coast. Long a technological innovator, in 1974 Enuma introduced the world's first sealed O-ring chain, a design that dramatically extended chain life by inhibiting lubricant loss. This breakthrough quickly became the standard throughout the motorcycle industry, and led to today's high-tech EK Quadra-X Ring chains that further prolong durability while reducing friction.

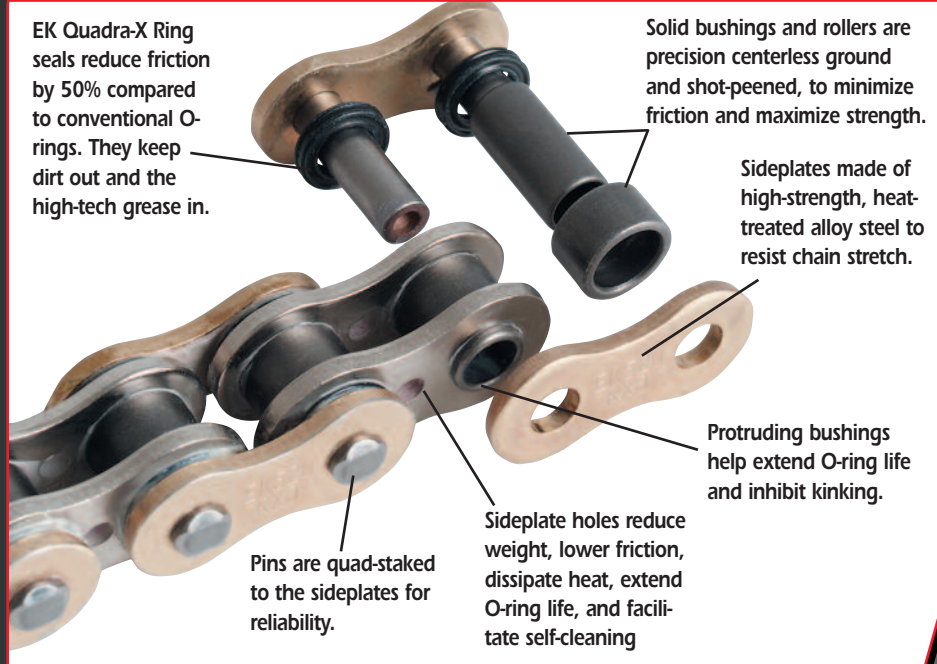
But motorcycle chains are only part of the story. Enuma chains can be found throughout the world in a variety of applications, including farming equipment, conveyor systems, vending machines, automobiles and a variety of manufacturing environments. Among Enuma's major customers are Kawasaki, Kubota (construction equipment), Iseki (tractors), Matsushita Electric and Mitsubishi.

Quality is an obsession at Enuma Chain. In 1997, the company was certified to ISO 9001 quality-management standards. This certification recognizes the high standards of our quality assurance system, and reinforces our guarantees of safety and precision in every product we sell.

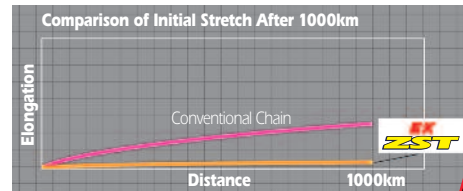
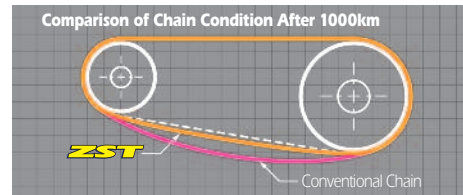
Research and development at Enuma have always focused on creating technological breakthroughs and developing original ideas. Our invention of the O-ring sealed chain was based on years of accumulated technology, exemplifying a relentless commitment to innovation that continues to drive everything we do.



## DOES YOUR CHAIN HAVE ALL THESE FEATURES?

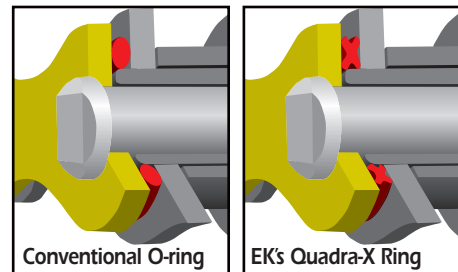


EK Chain's new Zero Stretch Technology virtually eliminates measurable chain stretch in the first 1000km of use. ZST puts an end to the hassle of re-tensioning the chain after the initial break-in period, when most chain stretch occurs. For racers, this can mean going several race weekends without a single chain adjustment. You also get the confidence of knowing that a chain with ZST will stay within wear tolerances throughout its entire service life. ZST is standard on the 530ZZZ chain, and available as an option on the 520RXO chain and all MVXZ series chains.



## EK QUADRA-X RINGS VS. O-RINGS


No one knows more about sealed chains than EK. After all, we invented the O-ring chain for motorcycles way back in 1974. Since then, we've improved on our invention with the revolutionary Quadra-X Ring seal. The Quadra-X Ring reduces friction by as much as 50 percent, thanks to its smaller contact area. Yet it offers even better sealing than a conventional O-ring, because it has twice as many contact points between the ring and sideplates. It's the optimal combination of maximum sealing protection with minimum friction.



Many sealed chains are a trade-off: In the quest for low friction, the quality of the seal between the rings and sideplates is compromised. While such chains may offer lower friction initially, their loose tolerances ultimately lead to lubricant loss, premature wear, and increased friction in the long run. EK Quadra-X Ring chains combine reduced friction and long wear—lab tests show that they last 50 percent longer than standard O-ring chains.

## EK CHAIN LIMITED WARRANTY

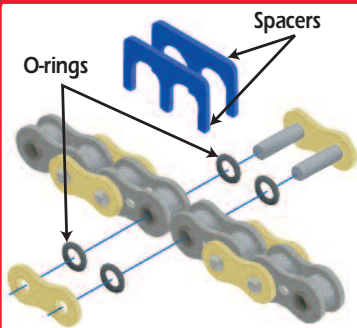
EK O-ring and Quadra-X Ring Chains are warranted against defects in materials and workmanship for 24 months/unlimited mileage (street use) or 12 months/unlimited mileage (off-road use). The warranty period begins on the date shown on the sales invoice or receipt. This warranty is void for any use other than those applications recommended by EK Chain. This warranty does not cover the use of EK Chains in competitive events, or on motorcycles that have been modified.



## COLOR CHAINS!

You've seen them on the pros' bikes. Now you can get a color chain for your bike. But not just any chain – these are championship-winning EK Chains. The following chains are available in a selection of durable, powder-coated colors, for road, off-road and ATV applications: 530ZVX, 520/525/530MVXZ, and 520MRD.

### EK O-RING INSTALLATION SPACERS



Included with every 520, 525 and 530 O-ring and Quadra-X Ring chain is a pair of spacers that help prevent damage to the sealing rings during installation of the connecting link. These spacers set the correct spacing between the inner and outer plates while riveting the connecting link, ensuring that the O-rings seal properly and aren't under excessive pressure. Only EK Chain makes chain installation this easy.



### EK SCREW-TYPE MASTER LINK

You don't need special tools to install your new EK Chain. This unique, patented link gives a rivet-like fit, using only an 8mm wrench and a pair of pliers. It's available as an option on many EK Chains.

### EK PROFESSIONAL CHAIN TOOL



Like EK Chains, this professional-quality tool is made of only the finest materials. Machined from a solid billet of hardened steel, it's designed for a lifetime of service. The EK Chain Tool can be used to drive out pins when removing old chains, and for connecting your new chain with the included clamping plates. It's the best way to ensure secure installation of your new EK Chain.

## FREQUENTLY ASKED QUESTIONS

### How can I tell when I need a new chain?

The quickest method to determine if you need a new chain is to grasp one link that's in contact with the rear sprocket, while the bike or ATV is not running. If you can pull the link more than halfway off a sprocket tooth, it's time for a new chain.

If you have regularly adjusted chain slack as part of your bike's routine maintenance, your chain is due for replacement when your rear-axle adjusters reach the "replace chain" markings. Refer to your owners' manual if unsure.

But if your chain makes noise while riding, or if you find your rear wheel is covered with dirty chain grease, chances are your chain needs replacement. When cleaning your chain, take time to closely inspect the seals and rollers. If you find any broken seals or cracked rollers, replace your chain immediately.

### How often should I lube my chain?

Sealed chains should be lubed every 300 miles (500km). Non-sealed chains, especially those used off-road or under other demanding conditions, should be cleaned and lubed more often.

### What kind of chain lube should I use?

Sealed chains should be lubed only with lubricants specifically marked as being suitable for O-ring chains. A good chain lube should adhere well and have good penetrating qualities to get deep inside the spaces between bushings and rollers. Non-sealed chains may be lubed with any quality chain lube, or SAE 80/90 wt. oil.

### What should I use to clean my chain?

Never clean your sealed chain with pressure washers, steam cleaning, wire brushes, or volatile solvents such as gasoline, mineral spirits, contact cleaner, acetone or WD-40, all of which can damage the O-rings. Kerosene may be safely used for cleaning, provided you have adequate ventilation and no ignition sources nearby. Commercial spray-on chain cleaners typically must be rinsed off with water. This could lead to the formation of rust, so use of these products is discouraged.

### How much chain slack should I have?

Always follow the vehicle manufacturer's recommendation for chain slack. Typically this is 1 to 1.4 inches (25 to 35mm), though specific bikes may require more or less. To check the slack, choose a point on the bottom run of the chain, midway between the two sprockets. Pull up and push down on the chain as far as it will go, and measure the distance between the highest and lowest points.

Too much or too little slack can both cause a chain to fail. If in doubt about your bike's chain slack, have it adjusted by a professional mechanic.

### How do I count chain links?

Every pair of sideplates – both inner and outer – counts as one link. If your bike is supposed to have a 110-link chain, count every single inner and outer plate on one side of the chain until you reach 110.

Chains will always have an even number of links. If your uninstalled chain has inner plates on both ends, or outer plates on both ends, you've miscounted.

### Is there a break-in period for new chains?

There's no break-in period per se, but you should always check a new chain's adjustment after 50 miles (80km) of use, and again after 200 miles (320km).

### What's the difference between 520, 525 and 530 chains?

The numbers indicate a chain's dimensions, tolerances, minimum tensile strength and other specifications.

The first digit (4, 5 or 6) denotes a chain's pitch – the center-to-center distance between chain pins. Originally these numbers specified pitch in eighths of an inch (i.e. a 400-series chain had a pitch of 4/8, or 1/2 inch), but now metric dimensions are used. A 400-series chain has a pitch of 12.7mm. A 500-series chain has a pitch of 15.875mm. A 600-series chain has a pitch of 19.05mm.

The second and third digits indicate the chain's width, measured between the inner sideplates. An EK chain ending in '20' measures 6.35mm between the plates. If the number ends in '25' or '28', the dimension is 7.94mm. If the number ends in '30' or '32', the width is 9.53mm.

Because wider chains are typically stronger as well, the second and third digits also indicate a chain's strength, relative to other chains with the same pitch. Higher numbers correspond to greater strength, i.e. a 525 chain is stronger than a 520.

You should always replace your old chain with one having the same number. Never replace a sealed chain with a non-sealed chain.

Find more FAQs at [www.ekchain.com](http://www.ekchain.com)

# GENERAL PURPOSE


## BASIC ALL-AROUND CHAINS

Chain	Pitch		Width		Pin		Roller Dia. mm	Plate Thickness		Tensile Strength		Wear Life Index Basis=100	Weight 100 Links		Displacement Max. cc		HP Max St./Dirt	Connecting Link <sup>2</sup> Std. Option	
	in.	mm	in.	mm	Dia. mm	Length mm		Inner mm	Outer mm	lbs.	kN		lbs.	kg	Street	Dirt			
<b>Non-Sealed Chain</b>																			
420	1/2	12.700	1/4	6.35	3.96	14.70	7.77	1.50	1.50	4,300	19.1	100	1.59	0.72	80	80	10	SPJ	PL
428	1/2	12.700	5/16	7.94	4.44	16.30	8.51	1.50	1.50	4,400	19.5	100	1.79	0.81	100	80	12	SPJ	PL
520	5/8	15.875	1/4	6.35	5.08	17.30	10.16	2.00	2.00	7,400	32.9	100	3.25	1.46	250	125	20	SPJ	PL
525	5/8	15.875	5/16	7.94	5.08	18.90	10.16	2.00	2.00	7,400	32.9	100	3.42	1.54	350	n/a	30	SPJ	PL
530	5/8	15.875	3/8	9.53	5.08	20.50	10.16	2.00	2.00	7,400	32.9	100	3.67	1.67	350	n/a	30	SPJ	PL
630	3/4	19.050	3/8	9.53	5.95	22.65	11.91	2.40	2.40	9,900	44.0	100	5.60	2.55	750 pre '80		60	SPJ	PL
<b>Heavy Duty Non-Sealed Chain</b>																			
420SR	1/2	12.700	1/4	6.35	3.96	16.30	7.77	1.50	1.50	4,520	20.1	120	1.65	0.75	80	80	12	SPJ	PL
428SR	1/2	12.700	5/16	7.94	4.50	17.40	8.51	1.50	1.50	4,900	21.8	120	1.98	0.90	125	80	15	SPJ	PL
520SR <sup>1</sup>	5/8	15.875	1/4	6.35	5.08	18.50	10.16	2.00	2.00	7,700	34.2	200	3.23	1.47	350	250	30	SPJ	PL
525SR <sup>1</sup>	5/8	15.875	5/16	7.94	5.08	20.20	10.16	2.00	2.00	7,700	34.2	200	3.41	1.55	400	n/a	40	SPJ	PL
530SR <sup>1</sup>	5/8	15.875	3/8	9.53	5.08	21.30	10.16	2.00	2.00	7,700	34.2	200	3.71	1.69	400	n/a	50	SPJ	PL



## ECONOMICAL O-RING CHAINS

Chain	Pitch		Width		Pin		Roller Dia. mm	Plate Thickness		Tensile Strength		Wear Life Index Basis=100	Weight 100 Links		Displacement Max. cc		HP Max St./Dirt	Connecting Link <sup>2</sup> Std. Option	
	in.	mm	in.	mm	Dia. mm	Length mm		Inner mm	Outer mm	lbs.	kN		lbs.	kg	Street	Dirt			
420SRO <sup>1</sup>	1/2	12.700	1/4	6.35	3.96	17.30	7.77	1.50	1.50	4,300	19.1	800	1.71	0.78	100	100	12	SKJ	PL
428SROZ <sup>1</sup>	1/2	12.700	5/16	7.94	4.50	20.80	8.51	1.80	1.80	5,300	23.5	800	2.27	1.03	250	200	15	SKJ	PL
520SROS <sup>1</sup>	5/8	15.875	1/4	6.35	5.24	20.50	10.16	2.00	2.00	8,000	35.5	800	3.50	1.59	650	400	50	SKJ	MLJ, SLJ
520SROZ <sup>1</sup>	5/8	15.875	1/4	6.35	5.38	21.50	10.16	2.20	2.20	8,400	37.3	800	3.70	1.68	650	600	80	SKJ	MLJ, SLJ
525SROZ <sup>1</sup>	5/8	15.875	5/16	7.94	5.38	23.00	10.20	2.20	2.20	8,400	37.3	800	3.91	1.77	650	600	80	MLJ	SKJ, SLJ
530SROZ <sup>1</sup>	5/8	15.875	3/8	9.53	5.38	25.40	10.20	2.40	2.40	9,100	40.4	800	4.80	2.17	900	750	110	MLJ	SKJ, SLJ
630SRO <sup>1</sup>	3/4	19.050	3/8	9.53	5.95	25.15	11.91	2.40	2.40	10,120	45.0	800	5.90	2.68	1000	n/a	120	SKJ	MLJ, SLJ



## VALUE-PRICED QUADRA-X RING CHAINS

Chain	Pitch		Width		Pin		Roller Dia. mm	Plate Thickness		Tensile Strength		Wear Life Index Basis=100	Weight 100 Links		Displacement Max. cc		HP Max St./Dirt	Connecting Link <sup>2</sup> Std. Option	
	in.	mm	in.	mm	Dia. mm	Length mm		Inner mm	Outer mm	lbs.	kN		lbs.	kg	Street	Dirt			
520SRXL <sup>1</sup>	5/8	15.875	1/4	6.35	5.24	20.10	10.16	2.00	2.00	8,000	35.5	1200	3.50	1.59	650	600	80	SKJ	MLJ, SLJ
520SRX <sup>1</sup>	5/8	15.875	1/4	6.35	5.38	21.50	10.16	2.20	2.20	8,500	37.8	1200	3.70	1.68	750	750	90	SKJ	MLJ, SLJ
525SRX <sup>1</sup>	5/8	15.875	5/16	7.94	5.38	23.00	10.20	2.20	2.20	8,800	39.1	1200	3.91	1.77	900	750	110	MLJ	SKJ, SLJ
530SRX <sup>1</sup>	5/8	15.875	3/8	9.53	5.38	25.40	10.20	2.40	2.40	9,200	40.9	1200	4.80	2.17	1000	750	120	MLJ	SKJ, SLJ




## PREMIUM QUADRA-X RING CHAINS

We strongly recommend these Quadra-X Ring chains as the ideal replacement for the original equipment chain on your 600 to 1000cc sportbike. Features like solid bushings, lightening holes in the sideplates, large-diameter pins, and friction-reducing Quadra-X Rings help ensure high-performance and durability. MVX chains are available in colors (see page 3).

Chain	Pitch		Width		Pin		Roller Dia. mm	Plate Thickness		Tensile Strength		Wear Life Index Basis=100	Weight 100 Links		Displacement Max. cc		HP Max St./Dirt	Connecting Link <sup>2</sup>	
	in.	mm	in.	mm	Dia. mm	Length mm		Inner mm	Outer mm	lbs.	kN		lbs.	kg	Street	Dirt		Std.	Option
520MVXZ	5/8	15.875	1/4	6.35	5.38	21.50	10.20	2.20	2.20	9,000	40.0	1,500	3.70	1.81	1000	750	100	SKJ	MLJ, SLJ
525MVXZ	5/8	15.875	5/16	7.94	5.38	23.00	10.20	2.20	2.20	9,300	41.3	1,500	4.21	1.91	1000	750	130	MLJ	SLJ
530MVXZ	5/8	15.875	3/8	9.53	5.38	24.60	10.30	2.20	2.20	9,300	41.3	1,500	4.46	2.02	1000	750	145	MLJ	SLJ



Zero Stretch Technology is available as an option with MVXZ chains.



## EXTREME CHAINS FOR EXTREME BIKES

Anyone with a Hayabusa, ZX-12 or one of the new generation of 180hp literbikes knows how hard they are on chains. EK steps up with an incredibly strong Quadra-X Ring chain that has proven its superiority in controlled lab tests. ZVX chains are also great for any bike that's been modified for more-than-stock horsepower. The 530ZVX is available in colors (see page 3).

Chain	Pitch		Width		Pin		Roller Dia. mm	Plate Thickness		Tensile Strength		Wear Life Index Basis=100	Weight 100 Links		Displacement Max. cc		HP Max St./Dirt	Connecting Link <sup>2</sup>	
	in.	mm	in.	mm	Dia. mm	Length mm		Inner mm	Outer mm	lbs.	kN		lbs.	kg	Street	Dirt		Std.	Option
520ZVX	5/8	15.875	1/4	6.35	5.38	21.50	10.20	2.20	2.20	9,000	40.0	1,500	3.70	1.87	1000	750	100	MLJ	
525ZVX	5/8	15.875	5/16	7.94	5.38	23.80	10.20	2.40	2.40	9,900	44.0	1,500	4.59	2.05	1100	750	150	MLJ	
530ZVX	5/8	15.875	3/8	9.53	5.38	25.80	10.30	2.40	2.60	10,560	46.9	1,500	4.89	2.22	>1100	-	180	MLJ	
532ZVX	5/8	15.875	3/8	9.53	5.64	25.40	11.10	2.60	2.40	10,560	46.9	1,500	5.06	2.31	>1000	-	150	MLJ	



## MOTOCROSS RACING CHAINS

EK MRD and MRDL non-sealed chains are the same ones that the Amsoil/Chaparral/Factory Connection/Honda team of Kevin Windham and Mike LaRocco used to win six AMA Supercross main events in 2004. Our 420SH and 428 SHDR provide this same winning performance for smaller-displacement bikes. The 520MRD chain is also available in colors to match your bike (see page 3).

Chain	Pitch		Width		Pin		Roller Dia. mm	Plate Thickness		Tensile Strength		Wear Life Index Basis=100	Weight 100 Links		Disp. Max cc Dirt	HP Max MX	HP Max Dirt	Connecting Link <sup>2</sup>	
	in.	mm	in.	mm	Dia. mm	Length mm		Inner mm	Outer mm	lbs.	kN		lbs.	kg				Std.	Option
420SH	1/2	12.700	1/4	6.35	3.96	17.30	7.77	2.00	2.00	5,200	23.1	200	2.22	1.01	100	30	15	SPJ	PL
428SHDR	1/2	12.700	5/16	7.94	4.50	19.00	8.51	1.80	1.80	5,000	22.2	400	2.27	1.03	200	40	30	SPJ	PL
520MRDL6	5/8	15.875	1/4	6.35	5.24	17.50	10.16	2.00	2.00	6,600	29.3	400	2.84	1.29	125(250)	45	25	SKJ	MLJ
520MRD6	5/8	15.875	1/4	6.35	5.24	17.50	10.16	2.00	2.00	8,400	37.3	400	3.35	1.52	250(500)	70	40	SKJ	MLJ

(4-stroke)

<sup>2</sup>SPJ: Clip-type connecting link; SKJ: Semi press-fit type connecting link; PL: Pin link; MLJ: Rivet-type connecting link; SLJ: Screw-type connecting link

# RACE



## WHEN WINNING IS ALL THAT MATTERS

EK racing chains are the choice for ultra high-performance and critical racing applications. Every aspect of these chains has been designed to minimize friction, reduce weight and maximize strength. Our Race series features lightening holes and EK's exclusive Quadra-X Rings in sealed chains, and advanced metallurgical science makes EK racing chains stronger, lighter and smoother-running than any chain we make.

Chain	Pitch		Width		Pin		Roller Dia. mm	Plate Thickness		Tensile Strength		Wear Life Index Basis=100	Weight 100 Links		Displacement Max. cc		HP Max St./Dirt	Connecting Link <sup>2</sup>	
	in.	mm	in.	mm	Dia. mm	Length mm		Inner mm	Outer mm	lbs.	kN		lbs.	kg	Street	Dirt		Std.	Option
<b>Non-Sealed Chains</b>																			
415SHDR	1/2	12.700	3/16	4.76	3.96	13.20	7.77	1.50	1.50	4,600	20.4	200	1.51	0.68	125	n/a	45	SPJ	PL
520RX	5/8	15.875	1/4	6.35	5.38	17.20	10.20	1.80	1.80	8,400	37.3	400	3.11	1.41	600	n/a	120	MLJ	SKJ
530RX	5/8	15.875	3/8	9.53	5.38	22.00	10.20	2.20	2.20	9,400	41.8	200	4.12	1.87	750	n/a	150	MLJ	SKJ
<b>Quadra-X Ring Sealed Chains</b>																			
520RXO	5/8	15.875	1/4	6.35	5.38	20.50	10.20	2.00	2.00	8,500	37.8	1,000	3.56	1.62	1000	*250	120	MLJ	SKJ
525RXO	5/8	15.875	5/16	7.94	5.38	23.00	10.30	2.20	2.20	9,300	41.3	1,000	4.21	1.91	1000	n/a	150	MLJ	
530RXO	5/8	15.875	3/8	9.53	5.38	24.60	10.20	2.20	2.20	9,400	41.8	1,000	4.12	1.87	1100	n/a	150	MLJ	SKJ

\*enduro



Zero Stretch Technology is available as an option with the 520RXO chain.

# DRAG



## WORLD'S FASTEST CHAINS

EK drag racing chains can rightfully be called the fastest chains in the world. Top Fuel champion Larry "Spiderman" McBride set a world record E.T. of 5.86 seconds using the EK 630SHB chain. The EK 530DRZ has achieved a terminal velocity of 344.048 mph on Sam Wheeler's E-Z-Hook Streamliner at the Bonneville Salt Flats. The EK 530DRZ is also the choice of more top NHRA Pro Stock motorcycle racers than any other chain.

Chain	Pitch		Width		Pin		Roller Dia. mm	Plate Thickness		Tensile Strength		Wear Life Index Basis=100	Weight 100 Links		Displacement Max. cc		HP Max St./Dirt	Connecting Link <sup>2</sup>	
	in.	mm	in.	mm	Dia. mm	Length mm		Inner mm	Outer mm	lbs.	kN		lbs.	kg	Street	Dirt		Std.	Option
530DR	5/8	15.875	3/8	9.53	5.38	23.00	10.16	2.40	2.40	10,500	46.7	200	4.75	2.16	-	-	250	SKJ	MLJ
530DRZ	5/8	15.875	3/8	9.53	5.64	24.80	10.20	3.20	2.60	11,500	51.1	200	5.35	2.43	-	-	300	SKJ	MLJ
630MS	3/4	19.050	3/8	9.53	5.95	25.15	11.91	3.20	3.20	11,880	52.8	130	6.78	3.08	-	-	500	SPJ	PL
630SHB	3/4	19.050	3/8	9.53	7.50	27.70	11.91	4.00	3.20	15,800	70.2	200	9.52	4.33	-	-	>500	SPJ	PL
630SHB-Z	3/4	19.050	3/8	9.53	7.50	41.60	11.91	4.00	3.20	30,000	133.0	200	19.54	8.88	-	-	>500	SPJ	PL

530DRZ, 630SHB and 630SHB-Z are exclusively for track use and cannot be used on street motorcycles.

# ATV



## THE STRONGEST ATV CHAINS

Chain	Pitch		Width		Pin		Roller Dia. mm	Plate Thickness		Tensile Strength		Wear Life Index Basis=100	Weight 100 Links		Displacement Max. cc		HP Max St./Dirt	Connecting Link <sup>2</sup>	
	in.	mm	in.	mm	Dia. mm	Length mm		Inner mm	Outer mm	lbs.	kN		lbs.	kg	Street	Dirt		Std.	Option
520SRO5'	5/8	15.875	1/4	6.35	5.24	20.50	10.16	2.00	2.00	8,000	35.5	800	3.50	1.59	-	400	50	SKJ	MLJ
520SRX'	5/8	15.875	1/4	6.35	5.38	21.50	10.16	2.20	2.20	8,500	37.8	1200	3.70	1.68	-	750	90	SKJ	MLJ



**MOTOCROSS**

<b>HUSQVARNA</b>		Recommended	Value	# of links
2000-03	CR125	520MRDL6		
<b>KTM</b>		Recommended	Value	# of links
2000-02	400SX	520MRD6		118
2000-02	380SX	520MRD6		118
2000-03	250SX	520MRD6		116
2000-02	125SX	520MRDL6		118
<b>HONDA</b>		Recommended	Value	# of links
2000-01	CR500R	520MRD6		118
2000-03	CR250R	520MRD6		114
2000-03	CR125R	520MRDL6		114
2003	CR85R	420SH		116
2003	CR85R2	420SH		126
2000-02	CR80R	420SH	420SR	116
2000-02	CR80R2	420SH	420SR	126
2000-02	CR80R Expert	420SH	420SR	126
<b>KAWASAKI</b>		Recommended	Value	# of links
2000-03	KX500	520MRD6		114
2000-03	KX250	520MRD6		114
2000-03	KX125	520MRDL6		112
2000-03	KX125	520MRDL6		110
2002	KLX110	420SH		88
2000-03	KX100	420SH		124
2001-03	KX85	420SH		120
2000	KX80	420SH	420SR	120
2000-03	KX65	420SH	420SR	108
2000-03	KX60	420SH	420SR	104

<b>SUZUKI</b>		Recommended	Value	# of links
2000-03	RM250	520MRD6		112
2000-03	RM125	520MRDL6		114
2003	DRZ125	428SHDR		134
2003	DRZ110	428SHDR		
2003	RM100	428SHDR		124
2002-03	RM85	428SHDR		118
2000-01	RM80	428SHDR		118
2000-03	JR50	420SH	420SR	78
<b>YAMAHA</b>		Recommended	Value	# of links
2003	YZ450F	520MRD6		114
2000-02	YZ426F	520MRD6		114
2000	YZ400F	520MRD6		114
2001-03	YZF250F	520MRD6		116
2000-03	YZ250	520MRD6		114
2000-03	TTR225	428SHDR		120
2000-01	YZ125	520MRDL6		114
2002-03	YZ125	520MRDL6		112
2000-03	TTR125	428SHDR		116
2003	TTR125E	428SHDR		116
2000-03	TTR125L	428SHDR		122
2003	TTR125LE	428SHDR		122
2000	RT100	420SH		104
2000-03	TTR90	420SH		86
2002-03	YZ85	428SHDR		118
2000-01	YZ80	428SHDR	428SR	118
2000-03	PW80	420SH	420SR	84

**DUAL SPORT / OFF-ROAD**

<b>HUSQVARNA</b>		Recommended	Value	# of links
2000	TC610	520MVXZ	520SRX	120
2000-01	TE610	520MVXZ	520SRX	120
01	TC570	520MVXZ	520SRX	
01	TE570	520MVXZ	520SRX	
2000-01	TE410	520MVXZ	520SRX	
01	TE400	520MVXZ	520SRX	
2000-02	WR360	520MVXZ	520SRX	
2000-03	WR250	520SRX	520SRO5	
2000-01	CR250	520SRX	520SRO5	
2000-03	WR125	520SRO5		
<b>KTM</b>		Recommended	Value	# of links
2003-04	950 Adventure, S	525MVXZ		
2003	660 LC4/Duke/Super Moto	520MVXZ	520SRX	
2000-04	640 LC4	520MVXZ	520SRX	118
2000-02	640 Adventure, Six Days	520MVXZ	520SRX	
2000-02	640 Duke II, Super Moto	520MVXZ	520SRX	
2003	625 SXC	520MVXZ	520SRX	118
2003	525 SX/EXC/MXC	520MVXZ	520SRX	
2000-02	520 SX/EXC/MXC	520MVXZ	520SRX	
2003	450 SX/EXC/MXC	520MVXZ	520SRX	
2000-02	400 MXC/EXC	520MVXZ	520SRX	
2000	400 RXCe	520MVXZ	520SRX	
2000	400 LC4/SXC	520MVXZ	520SRX	118
2000-02	380 MXC/EXC	520MVXZ	520SRX	
2000-02	300 MXC/EXC	520MVXZ	520SRX	118
2000-03	250 MXC/EXC	520SRX	520SRO5	
2000-02	200 MXC/EXC	520SRX	520SRO5	118
2000	125 EXC	520SRO5		118
<b>HONDA</b>		Recommended	Value	# of links
2000-03	XR650R	520MVXZ	520SRX	110
2000-03	XR650L	520MVXZ	520SRX	110
2000	XR600R	520MVXZ	520SRX	110
2000-03	XR400R	520MVXZ	520SRX	108
2000-03	XR250R	520SRX	520SRO5	106
2003-04	CRF250X	520SRX	520SRO5	
2003-04	CRF250R	520SRX	520SRO5	
2003	CRF230R	520SRX	520SRO5	

2000-03	XR200R	520SRX	520SRO5	108
2000-03	XR100R	428SROZ		118
2000-03	XR80R	420SRO		110
2000-03	XR70R	420SRO		86
2003	CRF150	428SROZ		
<b>KAWASAKI</b>		Recommended	Value	# of links
2004	KLR650	520MVXZ	520SRX	106
2000-03	KL650	520MVX	520SRX	106
2003	KLX400SR	520SRX		112
2003	KLX400R	520SRX		112
2000-02	KLX300	520SRX		110
2004	KLR250	520SRX	520SRO5	106
2000-03	KL250D	520SRX	520SRO5	104
2000-03	KL250D1 Super Sherpa	520SRX	520SRO5	102
2000-04	KDX220R	520SRX	520SRO5	108
2000-02	KDX200	520SRX	520SRO5	108
2000-01	KE100	428SROZ		112
<b>SUZUKI</b>		Recommended	Value	# of links
2000-02	DR650S&SE	520MVXZ	520SRX	114
2000-03	DRZ400S	520MVXZ	520SRX	112
2000-03	DRZ400E	520MVXZ	520SRX	112
2000-02	DRZ400	520MVXZ	520SRX	112
2001-03	DRZ250	520SRX	520SRO5	112
2000-03	DR200SE	520SRX	520SRO5	112
2000-01	DS80	428SROZ		96
<b>YAMAHA</b>		Recommended	Value	# of links
2000-01	XT600	520MVXZ	520SRX	106
2000-01	TT600R	520MVXZ	520SRX	112
2000	TT600E	520MVXZ	520SRX	110
2003	WR450F	520MVXZ	520SRX	114
2001-02	WR426F	520MVXZ	520SRX	114
2000	WR400F	520MVXZ	520SRX	114
2000-01	XT350	428SROZ		130
2001-02	WR250F	520SRX	520SRO5	116
2000-03	TTR250	520SRX	520SRO5	110
2000-02	XT125	428SROZ		120
2000-03	TW200	428SROZ		120



**Your EK Chain retailer:**

**Worldwide sales & marketing office:**

Kayo Corp., 50 Division St., Suite 203, Somerville, NJ 08876 USA ▪ Phone: (+1) 908 526 9206 ▪ www.ekchain.com

**Corporate headquarters:**

Enuma Chain Mfg. Co., Ltd., 300 kamikawasaki-Machi, Kaga-Shi, Ishikawa-Ken, Japan 922-8678 ▪ Phone: (+16) 0761 72 1377

Entire contents copyright ©2004 Kayo Corporation. No part of this publication may be reproduced without the express written permission of Kayo Corporation.